


LITHIUM-ION RECHARGEABLE BATTERY

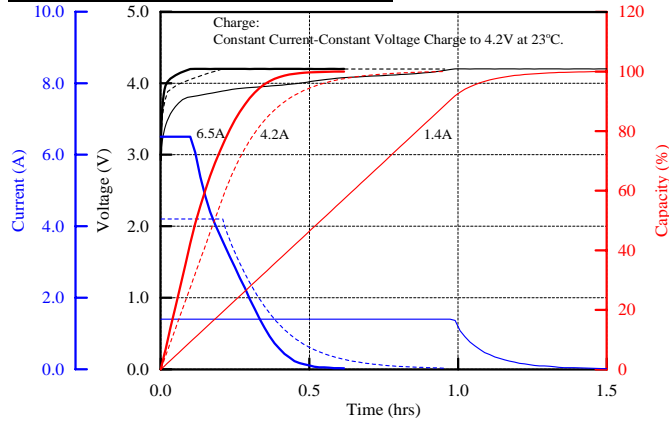
■ CELL SPECIFICATIONS

Shape / Can material	Cylindrical / Steel		
Typical Capacity	1450mAh		
Minimum Capacity	1400mAh		
Nominal Capacity	1450mAh		
Nominal Voltage	3.8V		
Charge Voltage	4.2V ± 0.05V		
Charge Current (Recommendation)	Less than 6A		
Charge Time	1.5 hrs		
Discharging current (Max.)	20 A		
Discharge Cutoff Voltage	2.5V		
Temperature	Charge	0°C to 45°C	
	Discharge	-20°C to 60°C	
	Storage	≤ 35°C	
Weight (Max.)	44.0g		
Dimensions	Diameter (Max)	18.40mm	
	Height (Max.)	65.15mm	
Energy Density	Volumetric	332 Wh/l	
	Gravimetric	132 Wh/kg	

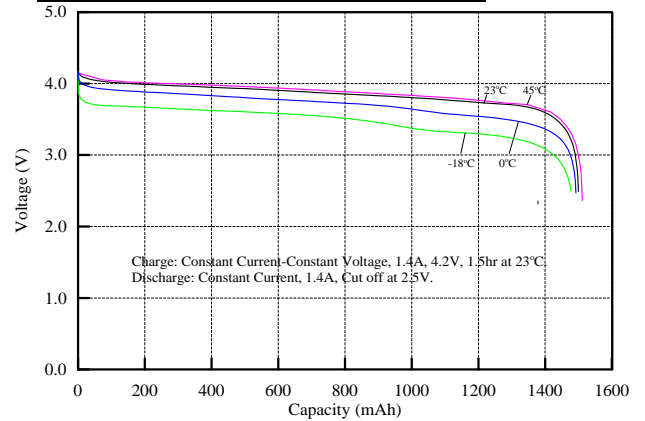
*Note: The IMR18650E cylindrical cell consists of a lithium Manganese oxide positive electrode and a graphitic carbon negative electrode providing 3.8volts and 1400mAh. This cell design requires pack control circuitry. Various protection circuit modules are available for applications of multiple series and parallel configurations. For multi-cell application, the over-current protective devices (PTC or thermal fuse) is **NEEDED** on each cell or between cells connected in parallel. In order to ensure safe use of cell, be sure to consult with **E-One Moli Energy** regarding charging and discharging specifications and contact E-One Moli Energy in advance when designing a device with this cell.*

LITHIUM-ION RECHARGEABLE BATTERY

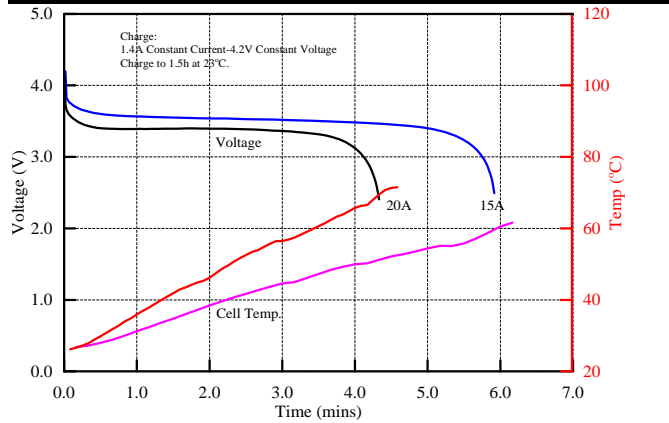
■ Charge Characteristics



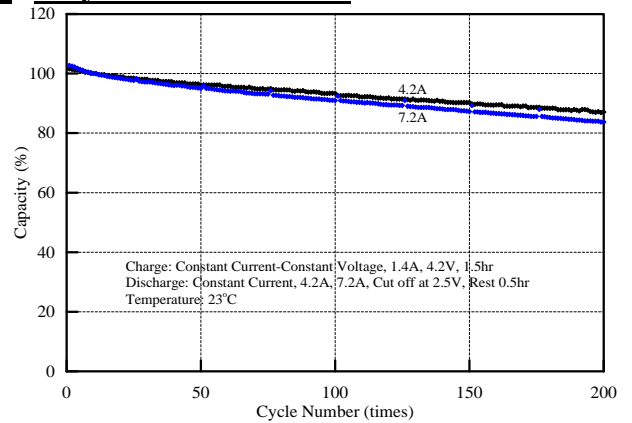
■ Discharge Rate Characteristics



■ 15A, 20A Discharge and Temperature Characteristics



■ Cycle Characteristics



**Molicel IMR18650E Applications:**

- \* Cordless screw driver
- \* Cordless drill/driver
- \* Cordless impact driver
- \* Cordless tubing cutter
- \* Cordless angle grinder
- \* Cordless polisher/waxer
- \* Power tool
- \* Electrical vehicle

*E-One Moli Energy, a pioneer in lithium ion battery development and manufacturing in Taiwan/Canada, is capable of providing lithium ion cells with absolute safety, maturely size, high power, and long life.*

■ E-One Moli Energy Corp.  
10 Dali 2nd Rd., Shan-Hwa,  
Tainan County, Taiwan, R.O.C.  
Tel: 886-6-505-0666  
Fax: 886-6-505-0777  
<http://www.e-one.com.tw>

■ E-One Moli Energy (Canada) Ltd.  
20,000 Stewart Crescent  
Maple Ridge, B.C., Canada, V2X 9E7  
Tel: 1-604-466-6654  
Fax: 1-604-466-6600  
<http://www.molienergy.com>

■ Sales & Marketing Office  
7F, 113, Sec.2, Zhong Shan N Rd.,  
Taipei, Taiwan, R.O.C.  
Tel: 886-2-2567-3500  
Fax: 886-2-2567-6500

■ Agency: